

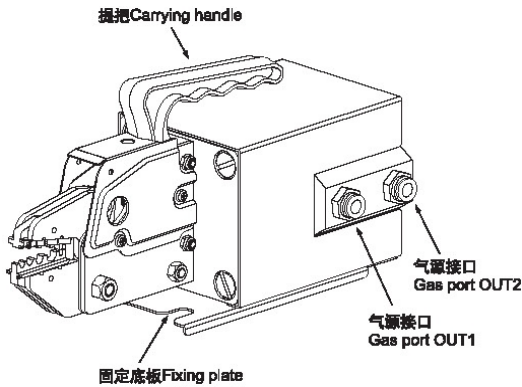
气动压接机 Pneumatic Crimping Tools OF-EPC10




本产品采用双作用标准气缸驱动，在压接力和压接速度上具有高效率与高品质的优点。适用于中、大数量端子类产品压接使用。压接机的夹具有良好的互换性，有多种样式和尺寸可供选购。
随机附件：压接模具 1 副，脚踏气阀 1 只，气管 2 条

The machine is driven by dual-action normal cylinder, which has advantages of high efficiency and quality in crimping force and speed. The machine is fit for crimping many kinds of terminals. The die sets are interchangeable with our manual crimping tools. So we can provide you all kinds of die sets for crimping.

Accessories: one die set, one foot air valve, two air pipes.



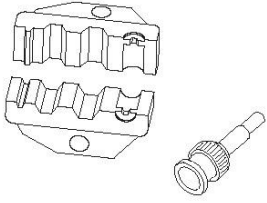
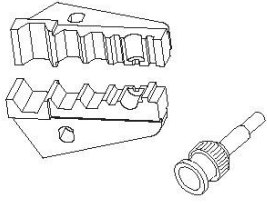
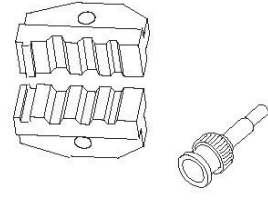
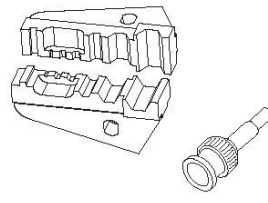
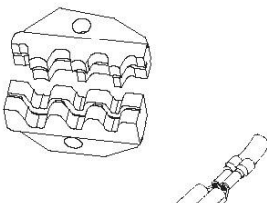
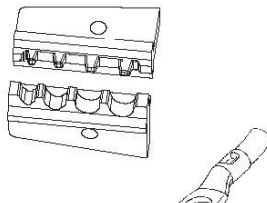
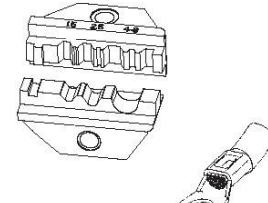
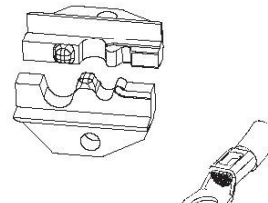
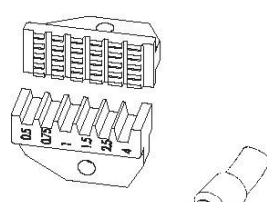
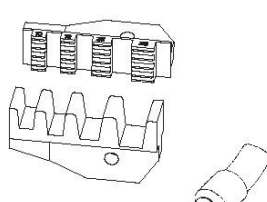
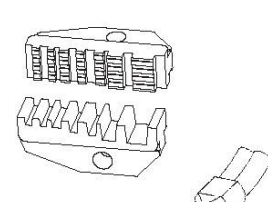
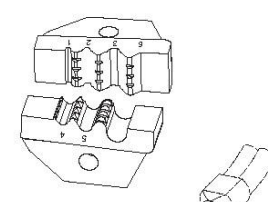
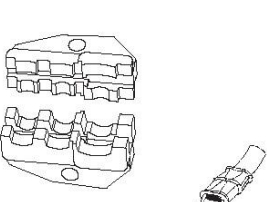
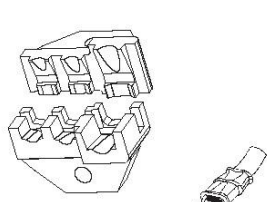
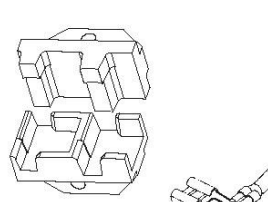
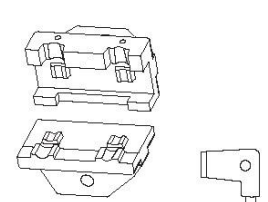
相关参数 Specification	
出力 Range Of Application	13.5KN
气压范围 Applicable Air Pressure	0.4 ~ 1 Mpa
外观尺寸 External Dimension	260mm x 120mm x 140mm
重量 Weight	4KG



- 1) 把将要压接的部件放置于相应的夹具位置。
Put the parts in relevant die
- 2) 踩下脚踏气阀，压接完成后松开气阀即可。
Push the foot air valve, loose it after crimping done.
- 3) 关闭气源。避免触动而发生危险。用附送的 L 型扳手拆下夹具固定螺钉。
Cut off gas supply. Dismount the fix bolts on the clamp with the L screw driver
- 4) 取下夹具后更换上所需夹具，重新固定好螺钉。
Replace a desired clamp and screw down the bolt again



可选配钳口 DIE SETS FOR SELECTION

<p>A02H</p>  <p>8.0mm/6.4mm 1.7mm/1.0mm</p>	<p>A02H1</p>  <p>8.8mm/8.1mm/6.5mm</p>	<p>A02H2</p>  <p>6.5mm/5.4mm/1.7mm</p>	<p>A05H</p>  <p>4.5mm/6.5mm 7.0mm/1.7mm/1.0mm</p>
<p>A457</p>  <p>1.5-6mm²</p>	<p>A1016</p>  <p>0.5-10mm²</p>	<p>A10</p>  <p>1.5-6mm²</p>	<p>A101</p>  <p>1.5-10mm²</p>
<p>A04WFL</p>  <p>0.5-4mm²</p>	<p>A35WF</p>  <p>10-35mm²</p>	<p>A26TW</p>  <p>2x0.5-6mm²</p>	<p>A04WF</p>  <p>1.0-6mm²</p>
<p>A03C</p>  <p>0.5-6mm²</p>	<p>A30J</p>  <p>0.5-6mm²</p>	<p>A05FL</p>  <p>4.8mm/6.3mm/0.5-2.5mm²</p>	<p>A07FL</p>  <p>1.25-2.5mm²</p>